

# APEX PREDATOR

## GLASSWEAR GUIDE

### HOW IMPORTANT IS YOUR GLASS?

WHILE NOT ESSENTIAL TO ENJOYING A WELL-MADE BEER, GLASS SELECTION CAN BE HIGHLY PERSONAL AND AFFECT THE OVERALL DRINKING EXPERIENCE DRAMATICALLY. THE PROPER GLASS CAN ENHANCE THE AROMA, FLAVOUR, TEXTURE, AND EVEN VISUAL CHARACTERISTICS OF A GIVEN BREW.

### WHY SO MANY STYLES?

THIS LIST IS JUST A SMATTERING OF THE MOST POPULAR/COMMON STYLES; SOME ARE TIED TO THEIR BEERS BY TRADITIONS REACHING BACK HUNDREDS OF YEARS, SOME ARE ORNAMENTAL NOVELTIES, WHILE OTHERS ARE SIMPLY POPULAR WITH BARS FOR THEIR LOW COST AND HIGH DURABILITY.

### HOW DO THE BREWERS CHOOSE?

OUR BREWERS' RECOMMENDATIONS ARE BASED ON THE ELEMENTS OF EACH BEER THEY WISH TO HIGHLIGHT WITH SOME CONSIDERATION TO THE TRADITIONS ASSOCIATED WITH EACH STYLE. THESE ARE, OF COURSE, COMPLETELY OPTIONAL. IF YOU FIND YOU PREFER ANOTHER STYLE OR EVEN STRAIGHT FROM THE CAN, WHO ARE WE TO STOP YOU?

**WHATEVER GLASS YOU GO WITH, JUST MAKE SURE IT'S CLEAN SO THAT ALL YOU TASTE IS 100% ALBERTA CRAFT BEER.**



SHAKER PINT



NONIC PINT



TULIP PINT



TUMBLER



PLAIN MUG



DIMPLED MUG




TANKARD



STEIN



TULIP




THISTLE



SNIFTER



GOBLET




STANGE



PILSNER




WEIZEN



SPIEGELAU



BOOT



YARD